

Campos personalizados en WordPress



WORDCAMP
Bilbao 2024

Fernando García Rebolledo



Fernando García Rebolledo

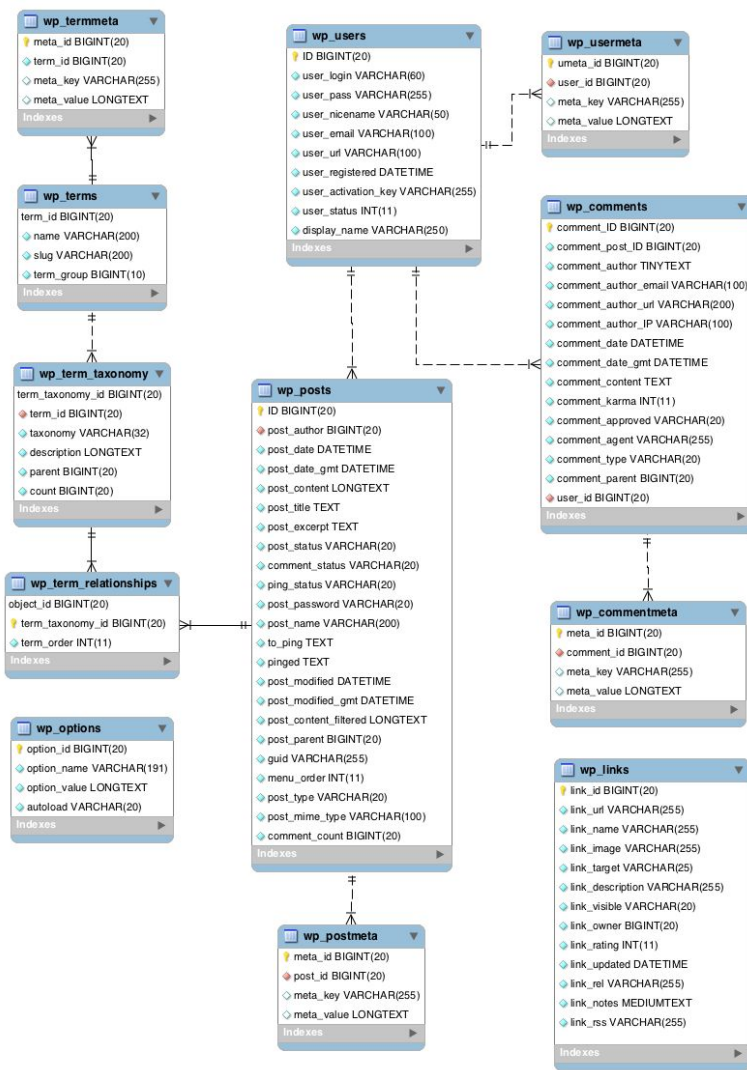
- Desarrollador web freelance
- Desarrollo a medida para WordPress y WooCommerce
- Meetup WordPress Torrelavega
- Podcast El Arroyo Dev

fgrweb.es
info@fgrweb.es
@fgrwebes

WPHercules

WordPress Hosting for Agencies

host.wphercules.com



¿POR QUÉ?

- Contenido flexible y customizable.
- Asegura que tendremos los mismos datos en un post.
- Extienden la funcionalidad de un sitio.
- Se integran perfectamente con plugins y temas.





Gran Araucano 2018

Hacienda Araucano | Cabernet Sauvignon

 Chile | Chile Central Valley DO

Centenary Vines

\$47.00



¿CÓMO?

- Desde el editor.
- Usando plugin.



Desde el editor



HERRAMIENTAS

Gestionar bloques reutilizables

Atajos del teclado

^⌘H

Guía de bienvenida

Copiar todos los bloques

Ayuda



Preferencias



Desde el editor

Preferencias

Generales

Bloques

Paneles

Ajustes del documento

Elige qué mostrar en el panel.

- Imagen destacada
- Comentarios
- Atributos de la página

Adicional

Añadir áreas adicionales al editor.

- Campos personalizados
- Location



Desde el editor

Campos personalizados

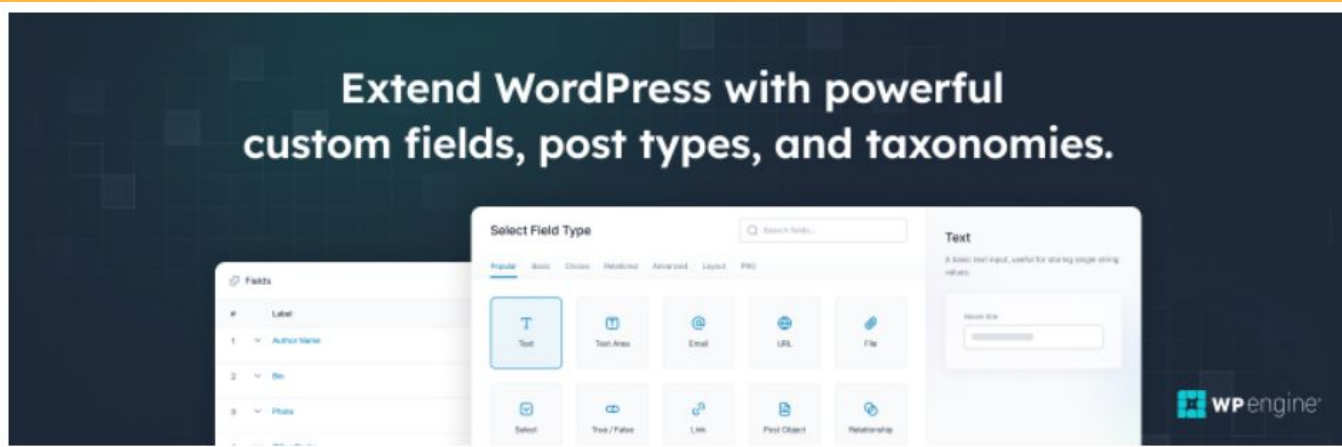
Añadir nuevo campo personalizado:

| Nombre | Valor |
|--|----------------------|
| <input type="text" value="— Elegir —"/> | <input type="text"/> |
| Añadir nueva | |
| <input type="button" value="Añadir un campo personalizado"/> | |



Con plugins

Extend WordPress with powerful custom fields, post types, and taxonomies.



Advanced Custom Fields (ACF)

By WP Engine



Download



Con plugins



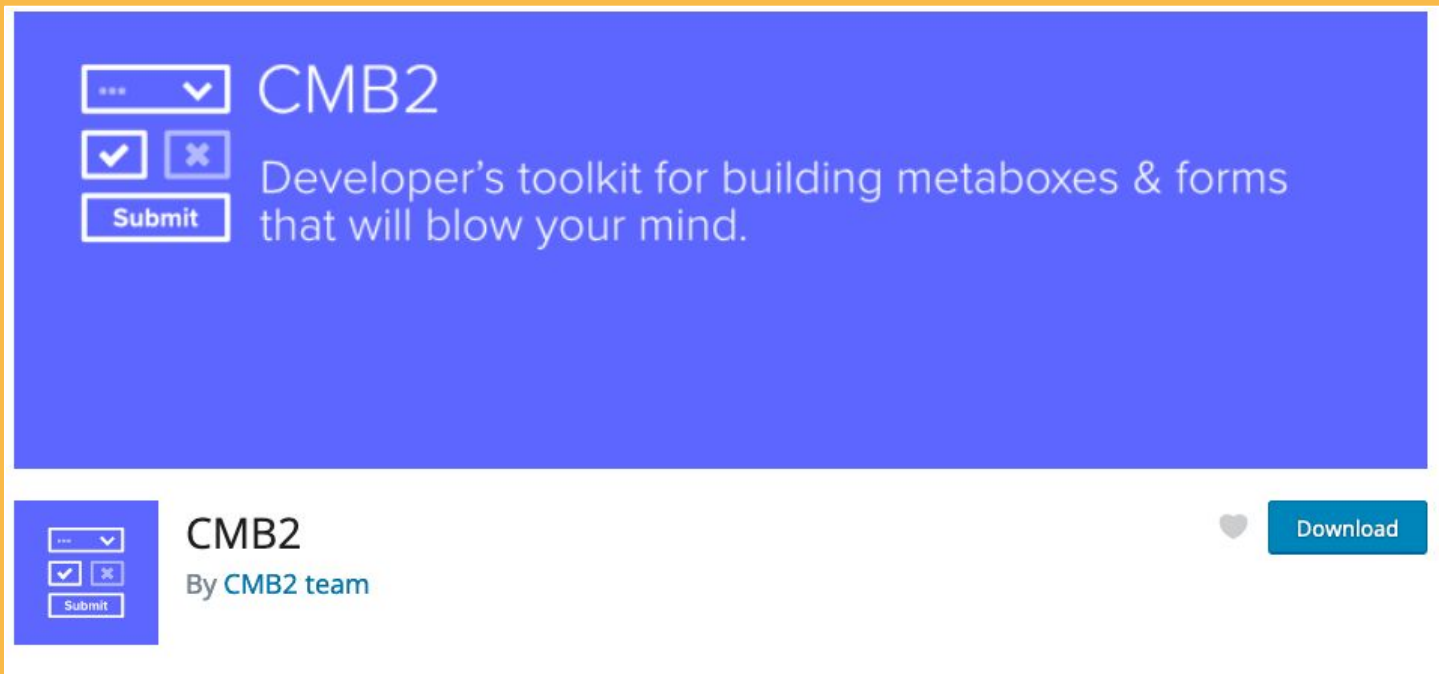
 **Pods** A Content Development Framework for WordPress
Grow Beyond Posts & Pages



Pods – Custom Content Types and Fields  [Download](#) [Live Preview](#)
By [Pods Framework Team](#)



Con plugins



The image shows a screenshot of a WordPress plugin listing for CMB2. The main card has a blue background and contains a dropdown menu with three dots and a downward arrow, the text 'CMB2', a checkmark icon, an 'x' icon, and a 'Submit' button. Below this, the text reads 'Developer's toolkit for building metaboxes & forms that will blow your mind.' Below the main card, there is a smaller white card with a blue header. It contains the same icons as the main card, the text 'CMB2', 'By CMB2 team', a heart icon, and a 'Download' button.

... ▾ CMB2

✓ ✕

Submit

Developer's toolkit for building metaboxes & forms that will blow your mind.

... ▾ CMB2

✓ ✕

Submit

CMB2

By CMB2 team

♥ Download



MOSTRAR CAMPOS PERSONALIZADOS

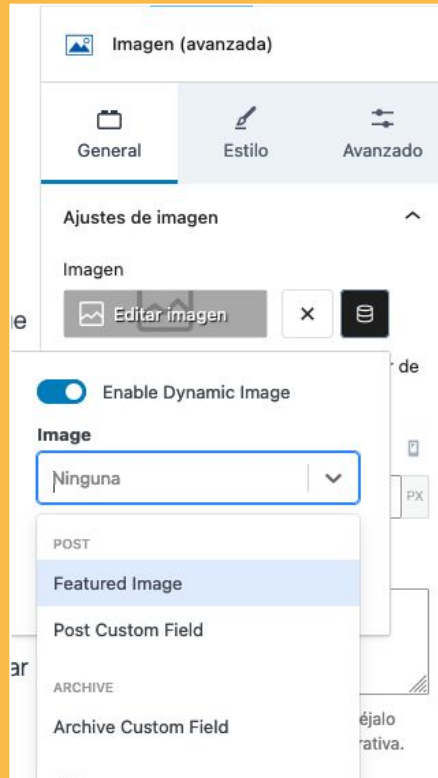


Maquetadores

- Elementor Pro
- Beaver Builder / Themer Pro
- Oxygen Builder
- Bricks Builder
- ...



Bloques



Shortcodes



```
1 [acf field="{ $field_name}" post_id="{ $post_id}"]
```



```
1 [pods name="pod" limit="3" where="my_field.meta_value = 'Great']{@post_title} is great!  
[/pods]
```



Código

- `get_post_meta()`
- `get_post_custom()`
- `get_post_custom_values()`



get_post_meta()



```
1 get_post_meta(  
2     int $post_id,  
3     string $key = "",  
4     bool $single = false  
5 )
```



get_post_meta()



```
1 $campo = get_post_meta( get_the_ID(), 'campo_personalizado_1', true );  
2 if ( ! empty( $campo ) ) {  
3     echo $campo;  
4 }
```



get_post_meta()

```
1 add_shortcode( 'muestra-mi-campo', 'fgrweb_muestra_campo' );
2
3 function fgrweb_muestra_campo() {
4     $campo = get_post_meta( get_the_ID(), 'campo_1' );
5     if ( $campo ) {
6         echo $campo;
7     } else {
8         echo 'No existe';
9     }
10 }
```



get_post_custom()



```
1 get_post_custom(  
2     int $post_id  
3 )
```



get_post_custom()

```
1 $custom_fields = get_post_custom();  
2 $my_custom_field = $custom_fields['campo_1'];  
3 foreach ( $my_custom_field as $key => $value ) {  
4     echo $key . " => " . $value . "<br />";  
5 }
```



get_post_custom_values()



```
1 get_post_custom_values(  
2     string $key = "",  
3     int $post_id  
4 )
```



get_post_custom_values()

```
1 function get_post_custom_values( $key = '', $post_id = 0 ) {  
2     if ( ! $key ) {  
3         return null;  
4     }  
5  
6     $custom = get_post_custom( $post_id );  
7  
8     return isset( $custom[ $key ] ) ? $custom[ $key ] : null;  
9 }  
10
```



USOS



Contenido condicional

```
1 $campo = get_post_meta( get_the_ID(), 'campo_1', true);  
2  
3 if ( $campo ) {  
4     the_content()  
5 }
```



Cambiar autor del post

```
1 add_filter( 'the_author', 'fgrweb_author_name' );
2
3 function fgrweb_author_name( $name ) {
4     global $post;
5     $author = get_post_meta( $post->ID, 'guest-author', true );
6     if ( $author ){
7         $name = $author;
8     }
9     return $name;
10 }
```



WP_Query

```
1 $args = array(
2     'post_type' => 'product',
3     'meta_query' => array(
4         array(
5             'key'      => 'color',
6             'value'    => 'blue',
7             'compare' => 'NOT LIKE',
8         ),
9     ),
10 );
11 $query = new WP_Query( $args );
```



¿CAMPOS
PERSONALIZADAS O
TABLAS PROPIAS?



**i ESKERRIK
ASKO!**

